VAN0131 | Neo Rubberwood Vanity Cabinet 90

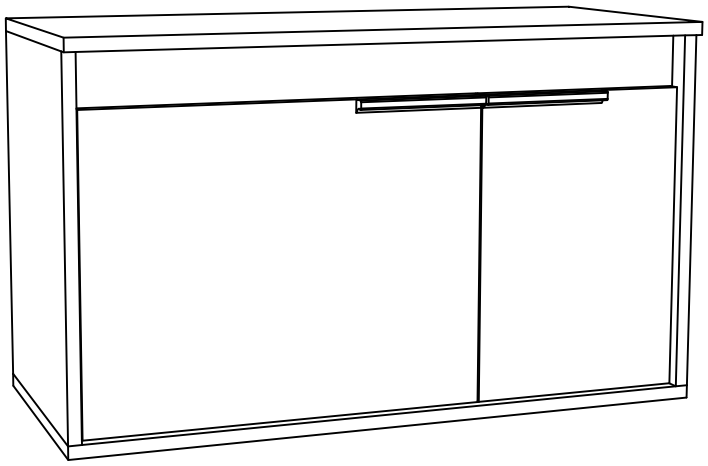

(FR) **Notice de Montage - Utilisation - Entretien**

(IT) **Istruzioni per il Montaggio, l'Uso e la Manutenzione**

(DE) **Montage - Verwendung - Wartungshandbuch**

(ES) **Instrucciones de Montaje, Utilización y Mantenimiento**

(EN) **Assembly - Use - Maintenance Manual**

tikamoon

INCLUDED

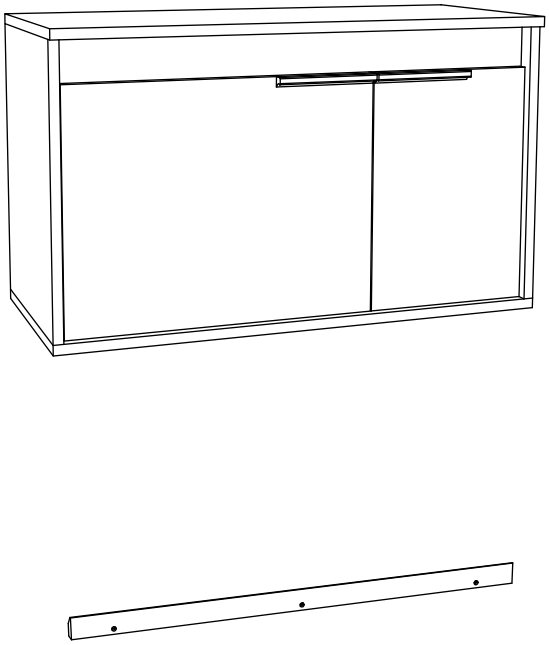



TOOLS

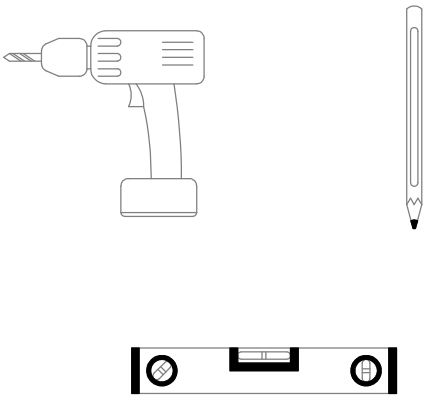

NOT INCLUDED

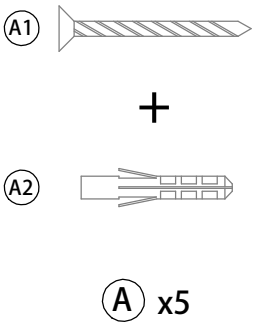

tikamoon



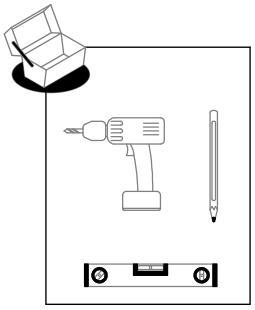

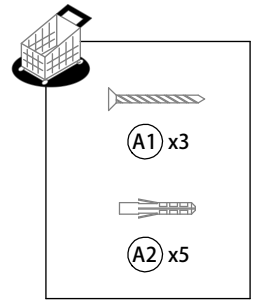

i

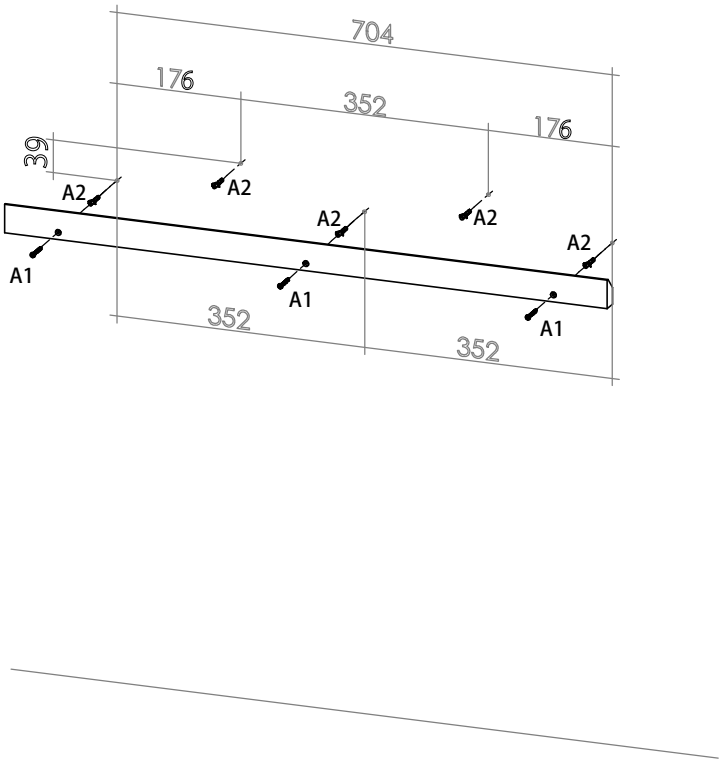





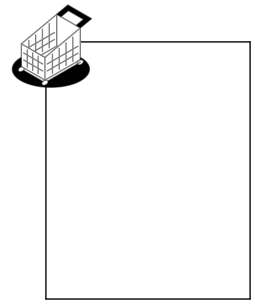

ii

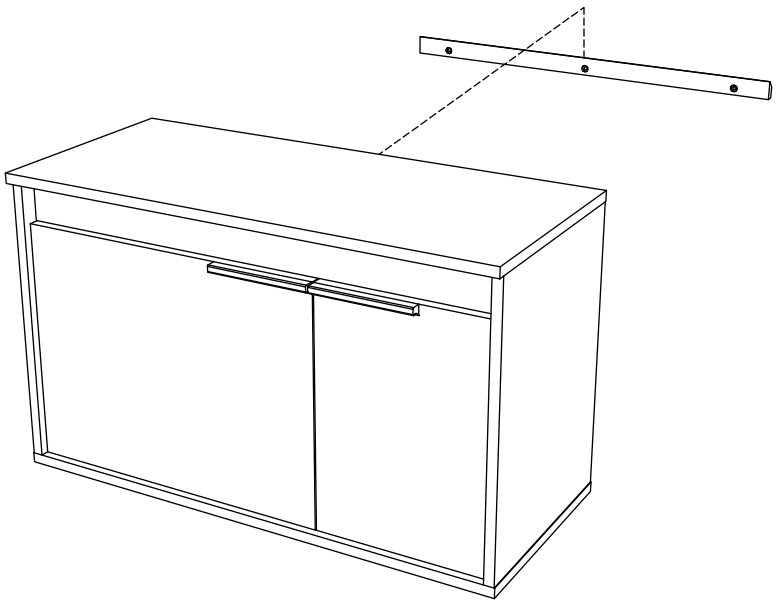

tikamoon



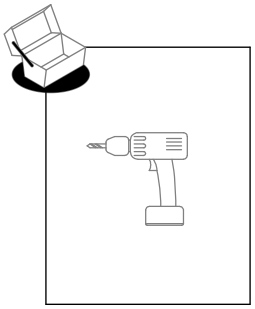

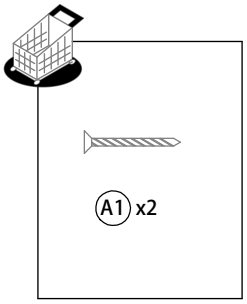

iii

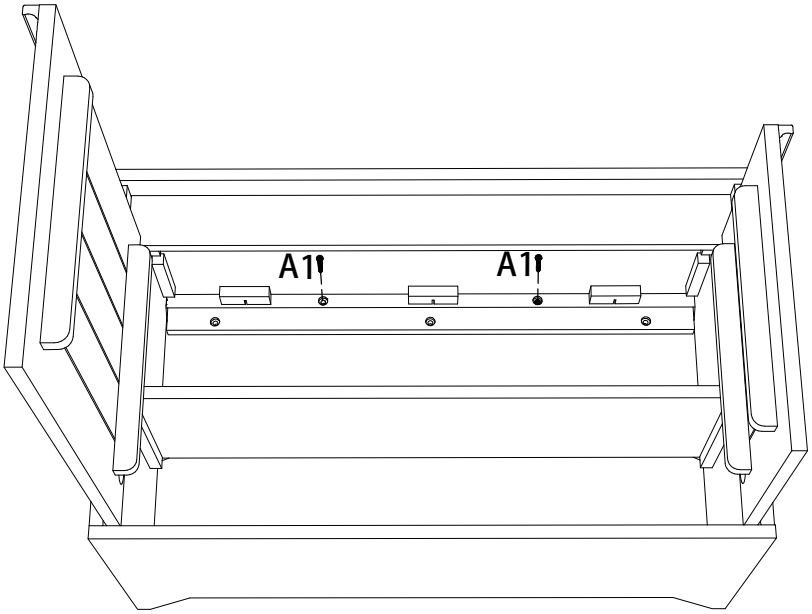

CHARNIERES / HINGES / BISAGRA / CERNIERA / SCHARNIER

FR EN ES IT DE

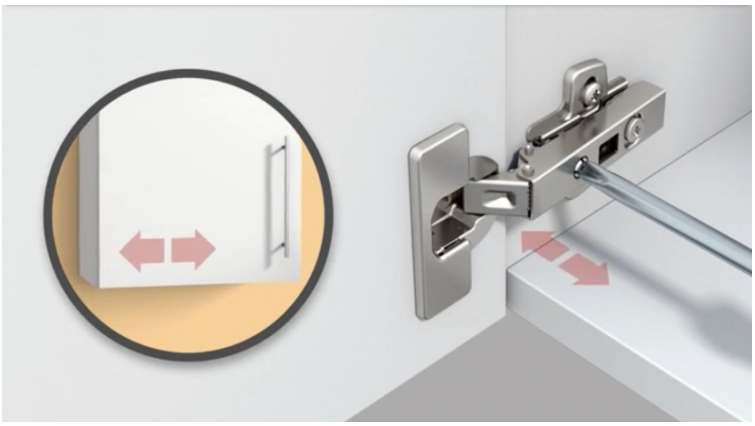

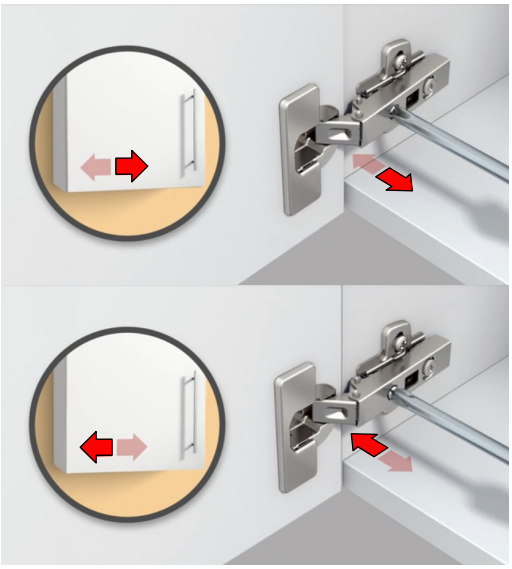

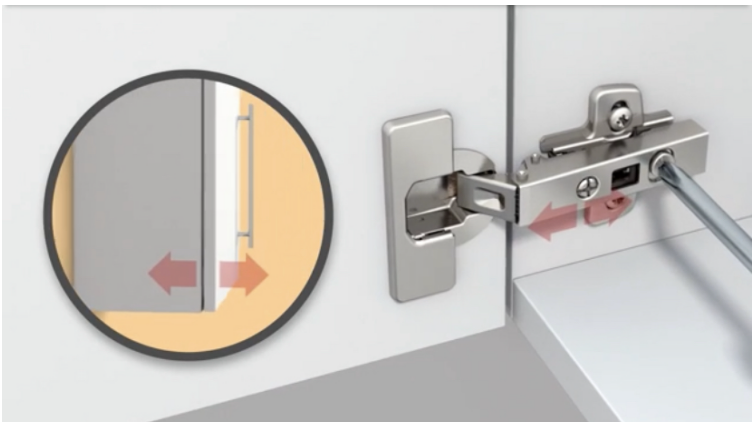

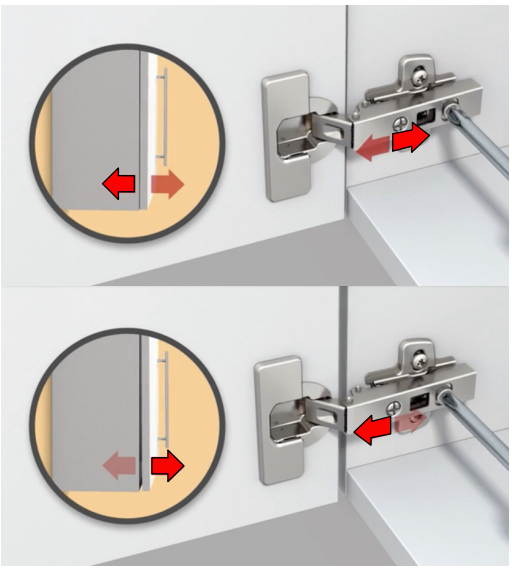



tikamoon

FR

Information importante
Lire attentivement
Suivre soigneusement chacune des étapes de ces instructions

Conserver ces instructions pour une utilisation ultérieure

ATTENTION

Pour éviter tout risque de basculement, ce meuble doit être solidement fixé au mur.
Vérifier la pertinence et la solidité du mur afin de s'assurer que le mur puisse supporter la charge du meuble et résister aux forces générées au niveau des fixations. Un montage mal effectué peut provoquer la chute du meuble et des blessures graves sur les personnes.
En cas de doute concernant l'installation, contactez un professionnel.

* Utiliser des vis, rondelles et chevilles adaptées au type de matériau de votre mur.**Celles-ci ne sont pas incluses.**
Pour obtenir des conseils sur les vis et ferrures adaptées à votre mur, adressez-vous à un revendeur spécialisé.

IT

Avvertenze importanti
De leggere con attenzione
Seguire attentamente ogni passaggio delle presenti istruzioni

Conservare le presenti istruzioni per successivi utilizzi

ATTENZIONE

Questo mobile deve essere saldamente fissato a parete al fine di prevenire il rischio ribaltamento.
Verificare l'adeguatezza e la solidità della parete per assicurarsi che questa sia in grado di sopportare il peso del mobile e resistere a sforzo e pressione degli elementi di fissagio.
Qualora il mobile dovesse essere installato in maniera non corretta, potrebbe ribaltarsi provocando eventuali gravi infortuni alle persone.
In casi di dubbi sul montaggio, si raccomanda di rivolgersi ad un professionista.

* Utilizzare viti, rondelle e tasselli adeguati al tipo di materiale della parete.**Tali elementi non sono inclusi.**
Per ricevere consigli circa viti e raccordi adatti alla parete alla quale verrà fissato il mobile, vi suggeriamo di rivolgervi ad un rivenditore specializzato.

DE

Wichtige information
Bitte sorgfältig lesen
Befolgen sie sorgfältig jeden schritt dieser anleitung

Bewahren sie diese anleitung zur späteren verwendung auf

ACHTUNG

Damit dieses möbelstück nicht umkippen kann, muss es fest an der wand montiert werden.
Prüfen sie die beschaffenheit und stabilität der wand, um sicherzustellen, dass sie das gewicht des möbelstücks halten kann und den auf die Befestigungsvorrichtungen wirkenden kräften widersteht.
Eine falsche montage kann zum umfallen des möbelstücks und zu schweren verletzungen von personen führen.
Wenden sie sich an eine fachkraft, fall sie bezülglich der montage zweifel haben.

* Verwenden sie schrauben, unterlegscheiben und dübel, die für das material ihrer wand geeignet sind.**Dieses zubehör ist nicht enthalten.**
Wende sie sich an einen fachhändler, um zu erfahren, welche schrauben und beschläge für ihre wand geeignet sind.

ES

Información importante
Leer atentamente
Siga cuidadosamente cada uno de los pasos de estas instrucciones

Guarde estas instrucciones para un uso posterior

ATENCIÓN

Para evitar cualquier riesgo de vuelco, este mueble debe estar firmemente fijado a la pared.
Compruebe la idoneidad y la solidez de la pared para garantizar que esta pueda soportar la carga del mueble y resistir las fuerzas generadas a Nivel de los elementos de fijación. Un montaje incorrecto puede provocar la caída del mueble y, así, graves lesiones a las personas.
En caso de duda sobre la instalación, póngase en contacto con un profesional.

* Utilice tornillos, arandelas y tacos adaptados al tipo de material de su pared.**Estos no están incluidos.**
Para obtener información sobre qué tornillos y herrajes son adecuados para su pared, póngase en conctacto con un distribuidor especializado.

EN

Important information
Read carefully
Follow each step of instruction carefully

Keep this information for further reference

WARNING

To avoid any risk of toppling, this furniture item / object must be securely attached to the wall.
Check the suitability and the strength of the wall to ensure that the wall can bear the load of the furniture / object and Withstand the forces put on the securing elements. Improper installation can result in the furniture / object falling and cause serious Injuries to people.
In case of a doubt regarding the installation, ask for advice from a professional.

* Use screws, washers and plugs suited to the type of material of your wall.**These are not included.**
To obtain advice on the screws and fittings suited to your wall, ask your local specialized dealer.